


# Mental Maths-

click on the picture

Count the spots and find the number

Menu

How many spots does the ladybird have?



1

2

3

4

5

6

7

8

9

10

# Mental Maths

click on the picture

Can you 'whack' the number mole that comes next?





# Mental Maths

How many gems do you hear dropping into the jar? Eyes closed and listen to the gems drop. How many did your teacher put in this time?



# Mental Maths


click on the picture


Listen carefully and then find the number

[Menu](#)


Find the Number: **Direct**

Score: 0/0





1	2	3	4	5	6	7	8	9	10
11	12	13	14	15	16	17	18	19	20

Listen again 



# Mental Maths

click on the picture

Listen carefully and then find one more or less



## CHOPPER SQUAD

### MORE OR LESS

One More or Less	Ten More or Less
1 to 20	1 to 20
1 to 30	1 to 30
1 to 50	1 to 50
1 to 100	1 to 100
Mixed 1 to 100	

Advanced Version:

**HELICOPTER RESCUE**

**Topmarks**

inkl  
Quality Standard  
Approved

# Mental Maths

click on the picture

Listen carefully and find a number or use addition and subtraction to count on or back from a number



The image shows a digital game interface titled "BLAST OFF" in large, stylized, orange and yellow letters with a white outline. On the left side, there is a cartoon illustration of a grey rocket with a red nose cone and blue fins, launching upwards with a yellow and orange flame and a trail of white smoke. To the right of the rocket, there are two main buttons: a red button labeled "Find a Number" and a blue button labeled "Count On & Back". Below these buttons is a grey rectangular panel with the title "Find a Number" at the top. Inside this panel, there are two columns of buttons. The left column is headed "Direct" and the right column is headed "In Between". Each column contains four red buttons with white text, representing number ranges: "10 to 20", "10 to 30", "30 to 60", and "60 to 99". In the bottom right corner of the interface, there are two logos: "Topmarks" in a blue box and "winkl" in a blue box with the text "Quality Standard Approved" below it. A small "X" icon is located in the top right corner of the game area.

## BLAST OFF

Find a Number Count On & Back

### Find a Number

Direct	In Between
10 to 20	10 to 20
10 to 30	10 to 30
30 to 60	30 to 60
60 to 99	60 to 99

Topmarks winkl Quality Standard Approved



# Mental Maths







click on the picture


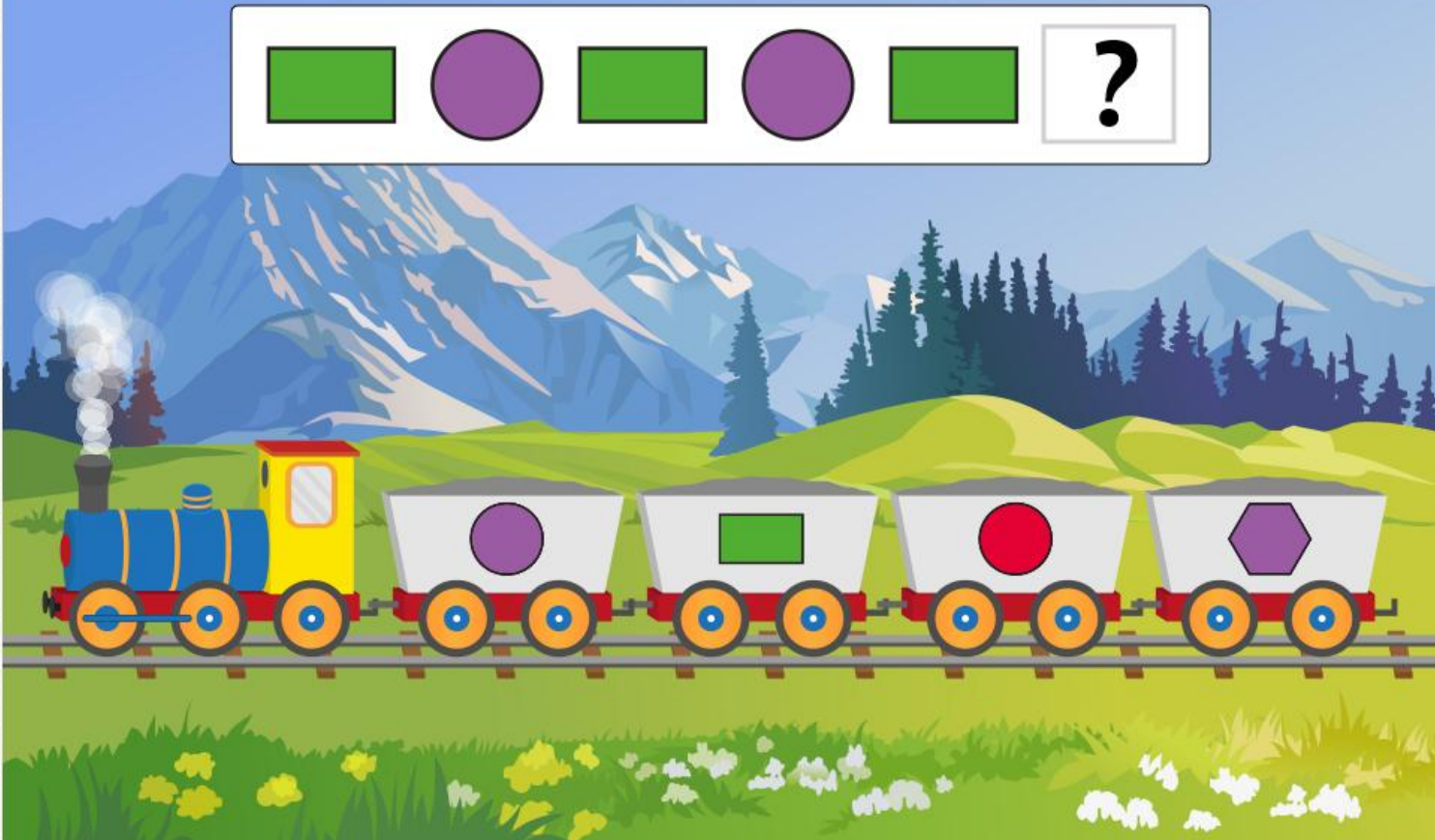
Complete the repeating pattern

[◀ Menu](#)

Level 1: Complete the Pattern

Score: 0 / 0






# Mental Maths


click on the picture

Order the number using the clues you have


[Home](#)

Put my body back in the right order





Reset






# Mental Maths

click on the picture

Listen carefully and organise the objects by size



# Mental Maths

click on the picture


Match the picture using your knowledge of symmetry

Menu

Complete the  
symmetrical picture



Check



Topmarks





# Mental Maths

click on the picture

Listen carefully and add the number together

◀ Menu

Addition: Up to 10 – One More

Score: 1 / 1



Add together 5 and 1

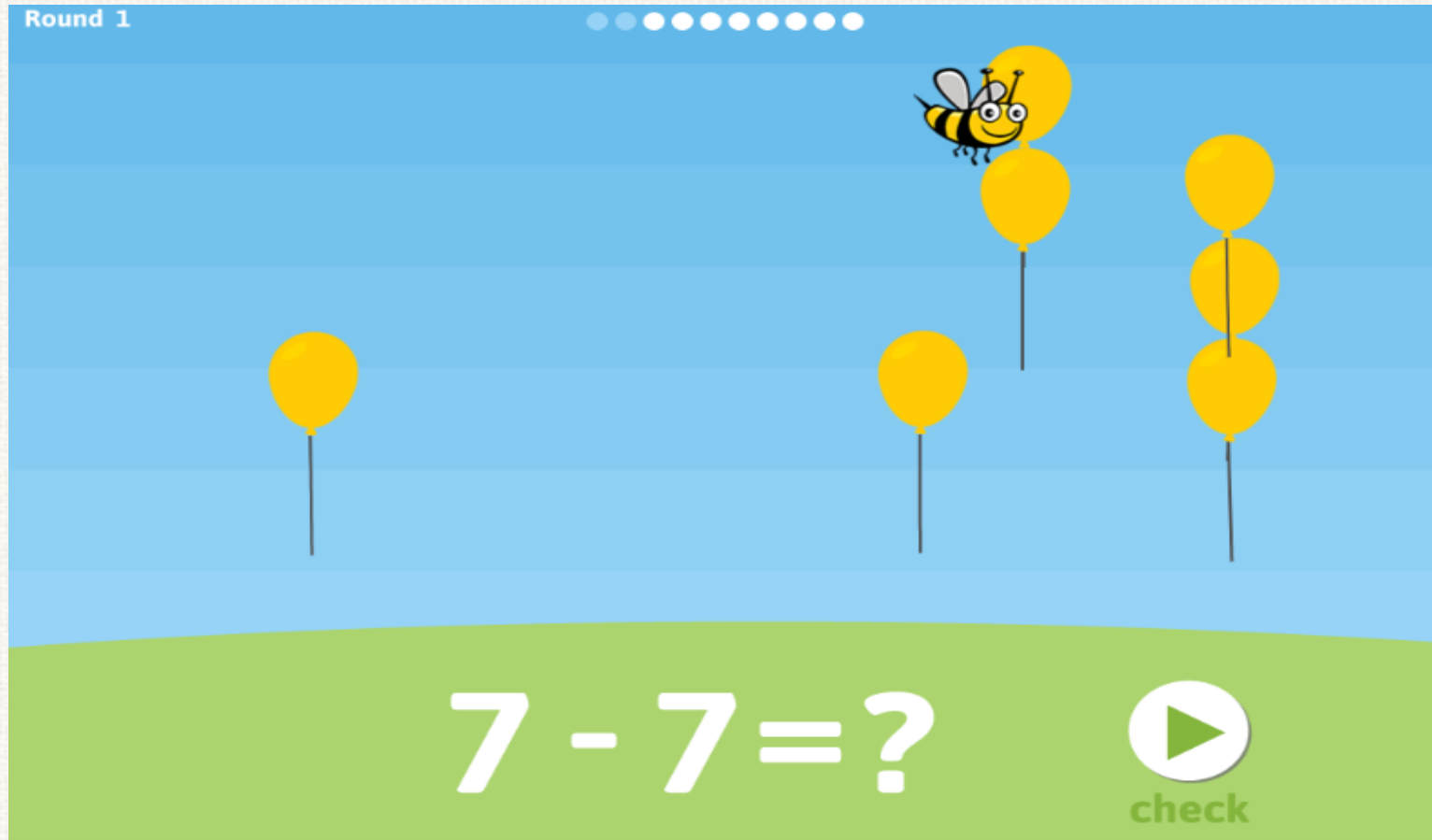


# Mental Maths

click on the picture

Complete the subtraction number sentence by popping the balloons

Round 1



$7 - 7 = ?$

check



Listen to the shape that is being described

## Mental Maths: Guess the shape

see if you can guess which shape it is, have a try yourself!

Listen to the clues and

### 2D Shape Aliens Word Mat



heptagon



rectangle



circle



hexagon



pentagon



octagon



oval



triangle



square

## Mental Maths:



Put some marbles in the jar!  
Remember we are adding one  
more. How many if we add one  
more?

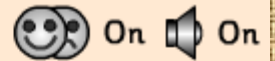


1	2	3	4	5	6	7	8	9	10
one	two	three	four	five	six	seven	eight	nine	ten





# Mental Maths: *repeated pattern*

Finish the pattern that has been started below.



Drag the right colour to the correct place in the pattern.



View answer



Worksheet




Play again







# Mental Maths: Find one less






# Mental Maths-2/3d shape matching click on the picture





# Mental Maths-

Listen to the number and show that amount on your fingers.





Can you guess the 3D shape?.....  
Look through the keyhole and see if you can  
guess the shape. Click the eye to see if you are  
correct.

