


# EYFS Writing Progression Map

## WRITING High Frequency Word Tracker

Phase 2			Phase 3		Phase 4		
I	as	she	was	all	said	love	there
no	and	he	you	are	so	do	when
go	has	we	they	sure	have	were	what
to	his	me	my	pure	like	here	one
the	her	be	by		some	little	out today
into	of				come	says	



### WRITING PHASE 2/3 TRACKER

Phase 2								
s a t p	i n m d	g o c k	c k e u r	h b f l	ff ll ss j	v w z y	z zz qu ch	sh th ng nk


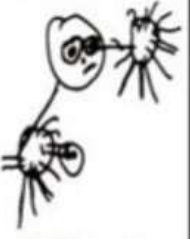









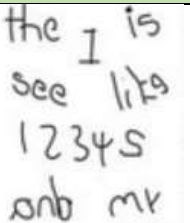
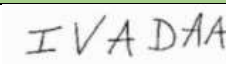


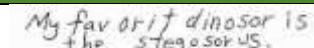


Phase 3				
ai ee igh oa	oo 00 ar or	ur ow oi ear	air er	Words with double letters: dd mm tt bb rr gg pp ff

### WRITING SOUNDS, ORDERING SOUNDS, SENTENCE WRITING

I can write my name	I can write some recognisable letters when I write	I am working on representing some sounds in order when I sound out	I can write initial and end sounds	I can write cvc words using phase 2 sounds  I am starting to write ph 2 tricky words	I can write cvc words using some digraphs.  I am starting to write ph 3 tricky words	I can write simple captions lists to match a picture	I can write a simple sentence using my phonic knowledge and knowledge of tricky words	I am starting to use a full stop.  I can reread what I have written.	I am starting to use some finger spaces between my words.  I am forming my letters correctly.  I am starting to use capital letters.	My writing can be read by others.  Some words are spelled correctly, and others are phonetically plausible.  I can spell many HFW words
---------------------	--	--	------------------------------------	--	--	--	---	--	--	---



<div>  <b>Pre Phonemic Stage</b> </div>						
Pictures	Random Scribbling	Scribble writing	Symbols that represent letters	Random letters	Letter Strings	Letter groups
						
Picture tells a story to convey message	Starting point at any point of paper	Progression is from left to right	Mock letters or symbols		Letter strings move from L to R and move down the page	Separated by spaces to resemble different words

<b>Early Phonemic</b> <div>  </div>	Letter name stage		Transitional Stage			
	Beginning sounds Random and initial consonants	Initial and final sounds appear	Vowel sounds appear Evidence of tricky words	All syllables represented	Inventive spelling	Multiple related sentences with many words spelled correctly
						
Awareness of print, copied from surroundings	Beginning and ending letters are used to represent words		Medial sound may initially be written as a consonant. Vowels begin to appear.	A child hears beginning, middle and end sounds.	Whole sentence writing develops.	

